



matrx[®]MAC



MULTI-ADJUSTABLE CONTOUR BACK

Effortless customization





matrx[®]MAC

Clinician-Led Design

Introducing our new approach to bespoke back support, Matrx[®] MAC is our new adjustable contour back with an optional HUG cushion insert.

CUSTOM FIT

Completely configurable for the widest range of body shapes, conditions and adjustable for changes.

The Matrx MAC is our new way to provide custom fit, positioning and comfort.



PRECISION

Every specification developed by our clinician-led team aims for efficiency, quality and a precise quality fit. Mix & Match our range of lateral supports for a custom fit.



COMFORT

Contoured shaping and optional HUG cushion insert gives extra immersion, envelopment and enhances overall comfort.



SUPPORT

Based on the anatomically shaped Matrx E2 back, the Matrx MAC promotes good posture and an enhanced natural alignment.

M Modular for Custom Fit

Matrx® MAC is a modular solution best suited to tilt and recline applications. Featuring interchangeable and ambidextrous laterals that can be mixed and matched to provide bespoke trunk support for people presenting with more complex postural needs.



CUSTOMIZE

3 contour depths and asymmetrical contour



M Helps Correct Mild Scoliosis

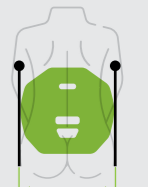
Postural collapse can impede the function of internal organs. Matrx Mac promotes a naturally aligned spine and posture.



ADJUSTABLE WIDTH AND HEIGHT



Fits chairs 2.5cm narrower than back model



Fits chairs equal width to back model



Fits chairs 5cm wider than back model

Choose Matrix HUG for Advanced Comfort

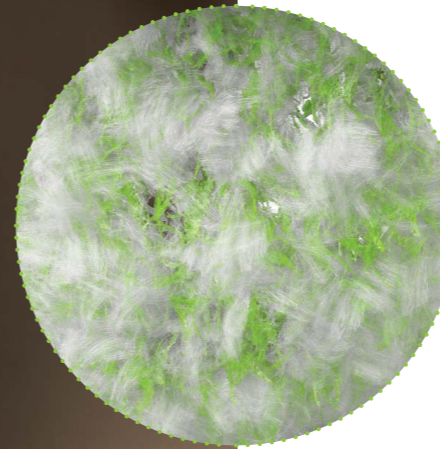
Optional HUG cushion insert, featuring soft comfortable Stamina Fibre® for maximum immersion and envelopment.

- Micro-climate control
- Hypoallergenic
- Machine washable & dry friendly
- Retains shape

Recommended for mild postural asymmetries.

Everyone loves a HUG!

matrix® HUG



Stamina Fibre®

BACK INSERT OPTIONS



STANDARD

Dual Layer Foam

Super-soft/firm HR foam layers for comfort and support



OPTIONAL

HUG

Soft, conformable Stamina Fibre® for maximum immersion and envelopment

m Take a Closer Look

Matrx® MAC has an ergonomically shaped contour back shell based on established Matrx® E2 with added scapular support for tilt and recline applications.

HEADREST INTERFACE

Heavy-duty interface included

CENTRE PANEL

Dual Layer Foam or HUG with Stamina Fibre® (not shown)

INSTALLATION TOOL

Provides ease of setup aligning hardware and lateral contours during installation



MIX & MATCH

Lateral supports are interchangeable, so profiles can be mixed and matched, depending on specific needs

WIDTH ADJUSTMENT

Ambidextrous, interchangeable laterals are independently multi adjustable, allowing 3cm width adjustment

DEPTH ADJUSTMENT

3 different profiles provide 3 contour depths

HEIGHT ADJUSTMENT

Lateral supports can be independently height adjusted while the individual remains seated



Mounting & Hardware Options



EASYSET

Standard on all 46-56cm high back supports. Quick release for easy removal of backrest.



HEAVY-DUTY EASY SET

Recommended for high tone or heavy intended use.



SPLIT

Allows clearance of frame obstacles, quick release 46-56cm high back supports. Quick release for easy removal of backrest.



FIXED

Permanent mount requires tools for removal. Recommended for tilt / recline applications. Suitable for 46-56cm high back supports.

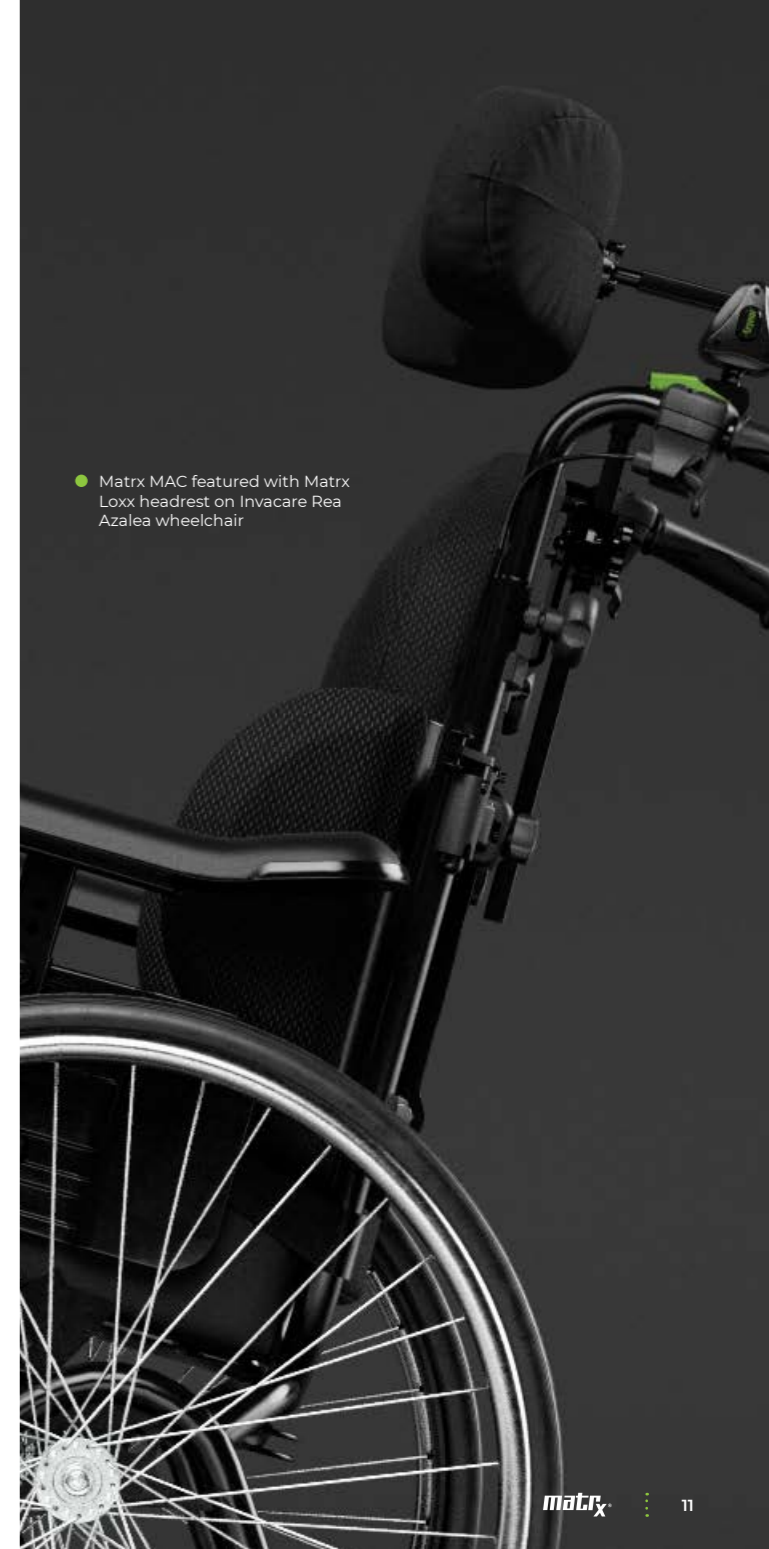
Back Sizes

| | | WIDTH | | | | |
|--------|----------|---------|---------|---------|---------|---------|
| | | 41cm | 43cm | 46cm | 48cm | 51cm |
| HEIGHT | Fits W/C | 39-46cm | 41-48cm | 43-51cm | 46-53cm | 48-56cm |
| | 41cm | ● | ● | ● | ● | ● |
| | 46cm | ● | ● | ● | ● | ● |
| | 51cm | ● | ● | ● | ● | ● |
| | 56cm | ● | ● | ● | ● | ● |

Tech Data

-  Angle adjustment40°
-  Depth adjustment10cm
-  Lateral contour9, 15, 23cm
-  Lateral width adjustment2.6cm
-  Lateral height adjustment20cm
-  Cover cleaning60°C
-  Max. User weight136kg
-  Limited warranty2 years

● Matrix MAC featured with Matrix Loxx headrest on Invacare Rea Azalea wheelchair





Matrix® MAC Backs used to transport a client should be equipped with a Headrest Support and may only be used in conjunction with wheelchairs that comply with the performance requirements of RESNA WCI9 or ISO 7176-19.



invacare.co.uk

T: +44 1656 776222
uk@invacare.com
www.invacare.co.uk
www.invacare.ie

Invacare UK & Ireland
Unit 4 Pencoed
Technology Park
Bridgend CF35 5AQ

© 2024 Invacare International GmbH. All rights reserved. All information quoted is believed to be correct at time of print. Invacare reserves the right to alter product specifications without prior consultation. UK – 06/24